

Scaled data based on original data using  
LM-79-08 Approved Method: Electrical and Photometric Measurements of Solid-  
State Lighting Products

Test Report Prepared for  
Cooper Lighting Solutions  
(formerly Eaton)

Brand: McGRAW-EDISON

Report Number: P386450

Luminaire Tested: **GWC-SA2A-760-U-T2-HSS**

Issue Date: 3/3/2020

**Test Information**

Test Method: LM-79-08  
Report Number: P386450  
TEST IS SCALED FROM IESNA LM-79-08 TEST DATA (G2-1903-205-13)  
Test Lab: INNOVATION CENTER  
Issue Date: 3/3/2020  
Manufacturer: COOPER LIGHTING SOLUTIONS (FORMERLY EATON)  
Product Line: MCGRAW-EDISON  
Catalog Number: GWC-SA2A-760-U-T2-HSS  
Description: GALLEON WALL LUMINAIRE  
(2) 70 CRI, 5700K, 615mA LIGHTSQUARES WITH 16 LEDS EACH AND TYPE II OPTICS WITH HOUSE SIDE SHIELD  
Light Source: -  
Ballast/Driver: ELECTRONIC DRIVER

**Summary**

Lumens per Lamp: N/A  
Luminaire Lumens: 6918 lumens  
Efficiency: N/A  
Efficacy: 104.8 lumens/watt  
Luminous Opening: Rectangular (W 1' x L: 0.5' x H: 0')  
IES Classification: Type II - Medium  
BUG Rating: B1 - U0 - G2

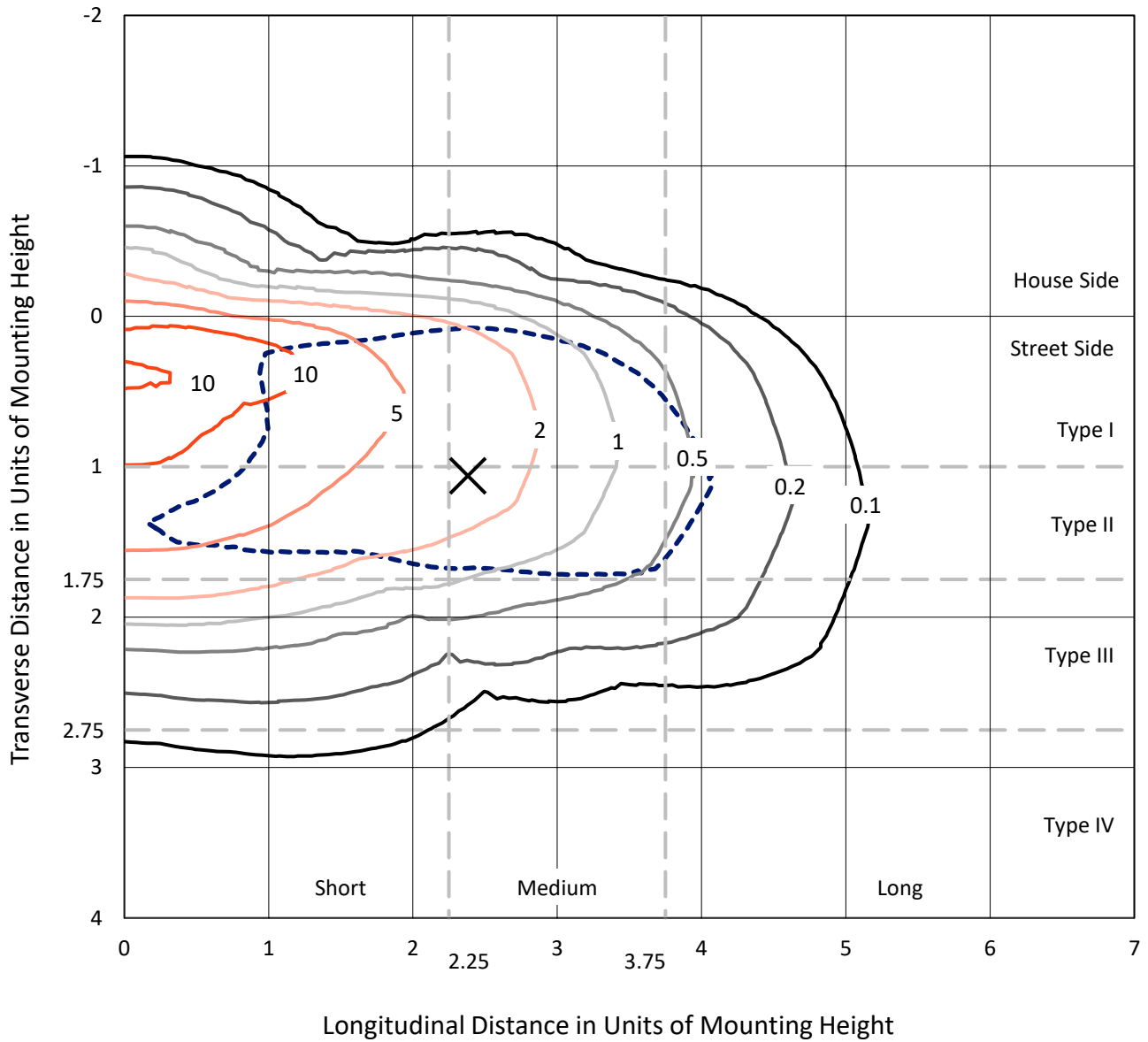
Input Watts (W): 66  
Input Voltage (V): NR  
Input Current (A<sub>in</sub>): NR  
Voltage Rise (V): NR  
Power Factor: NR  
Total Harmonic Distortion (THDi): NR  
Frequency (hertz): 60  
Stabilization Time: NR  
Operation Time: NR  
Ambient Temperature (°C): NR  
Test Distance: 24 FT



REPORT NUMBER: P386450  
 CATALOG NUMBER: GWC-SA2A-760-U-T2-HSS

### Iso-Footcandle Lines of Horizontal Illumination

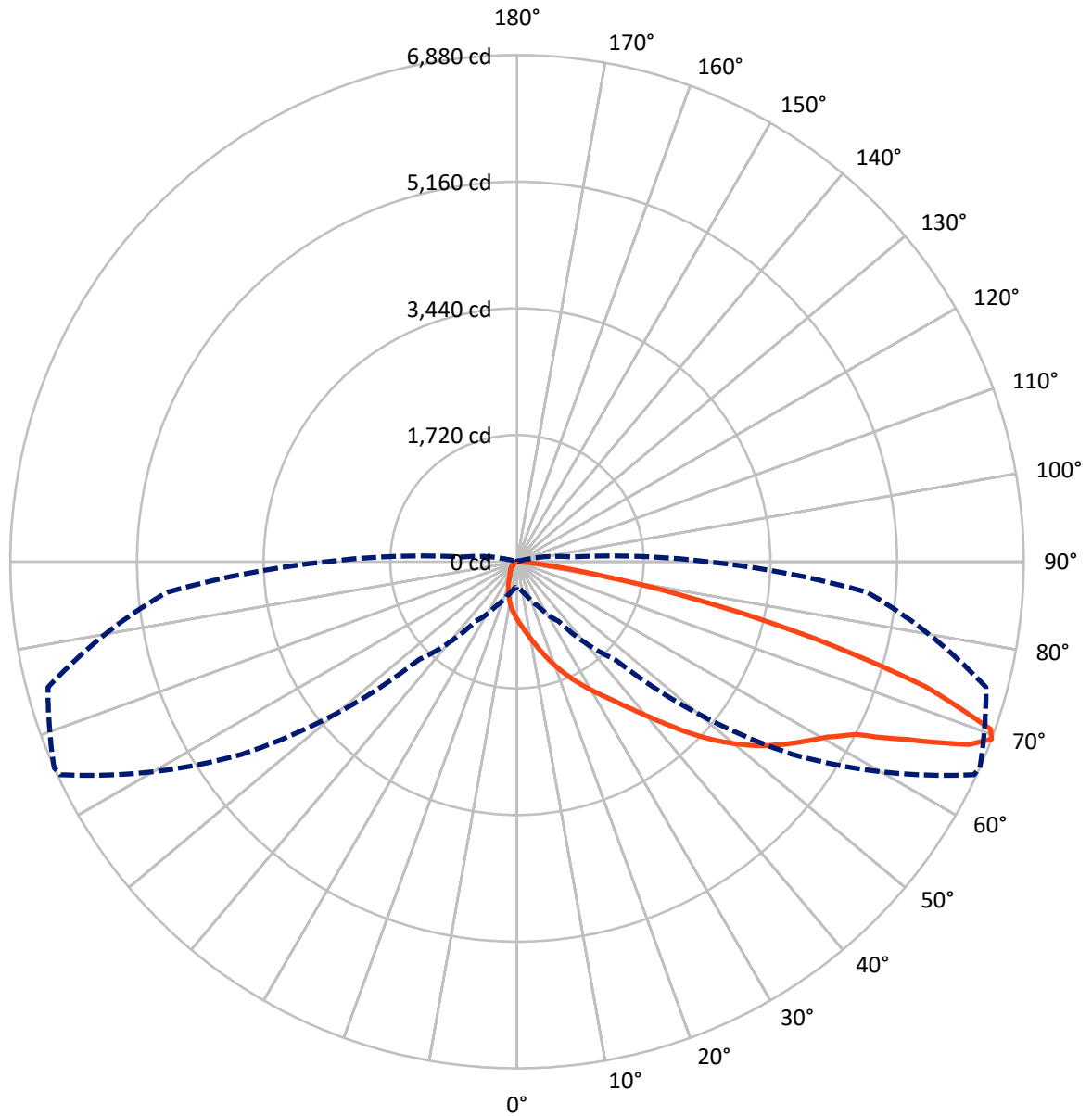
× Max cd  
 - - - 1/2 Max cd



Based on 10 foot mounting height. Maximum calculated value = 13 fc  
 Type II - Medium - N/A

REPORT NUMBER: P386450  
CATALOG NUMBER: GWC-SA2A-760-U-T2-HSS

### Luminous Intensity Polar Plot



— Vertical Plane Through 66-Deg Lateral    - - - Horizontal Cone Through 69-Deg Vertical

REPORT NUMBER: P386450

CATALOG NUMBER: GWC-SA2A-760-U-T2-HSS

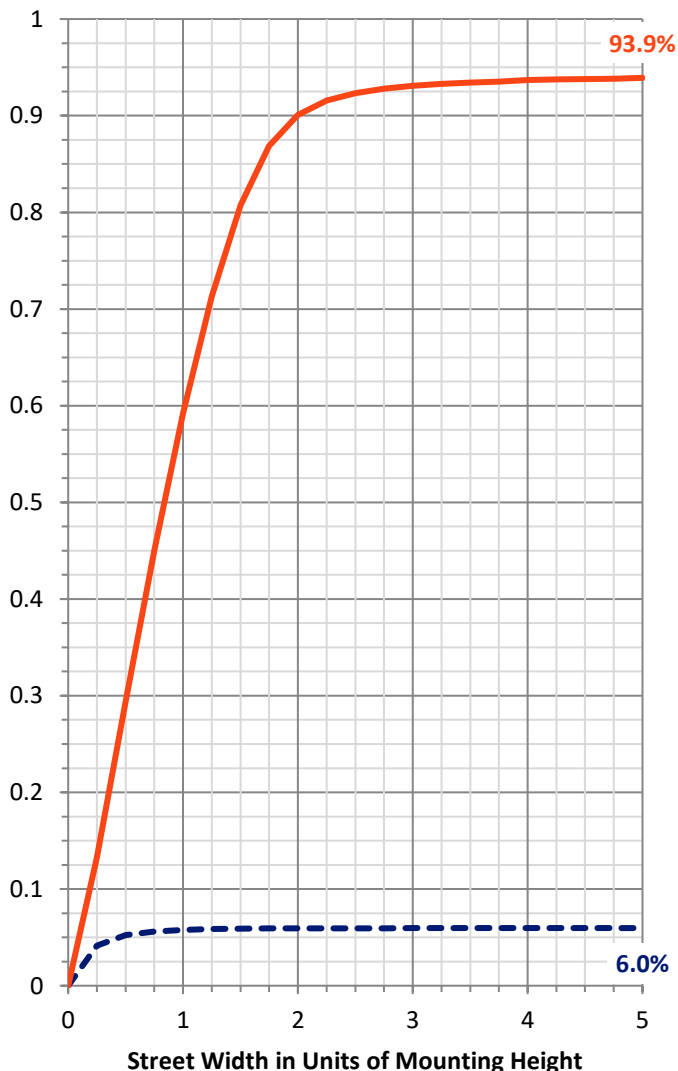
**FLUX DISTRIBUTION:**

		Downward	Upward	Total
<b>House Side</b>	Lumens	415.0	0.0	415.0
	% Fixture	6.0	0.0	6.0
<b>Street Side</b>	Lumens	6503.0	0.0	6503.0
	% Fixture	94.0	0.0	94.0
<b>Total</b>	Lumens	6918.0	0.0	6918.0
	% Fixture	100.0	0.0	100.0

**ZONAL LUMENS:**

Zone	Lumens	% Fixture
0°-10°	76.1	1.1
10°-20°	226.5	3.3
20°-30°	394.4	5.7
30°-40°	692.0	10.0
40°-50°	1158.3	16.7
50°-60°	1702.6	24.6
60°-70°	1748.1	25.3
70°-80°	863.0	12.5
80°-90°	57.1	0.8
90°-100°	0.0	0.0
100°-110°	0.0	0.0
110°-120°	0.0	0.0
120°-130°	0.0	0.0
130°-140°	0.0	0.0
140°-150°	0.0	0.0
150°-160°	0.0	0.0
160°-170°	0.0	0.0
170°-180°	0.0	0.0
0°-90°	6918.0	100.0
0°-180°	6918.0	100.0

**Coefficient of Utilization**



REPORT NUMBER: P386450

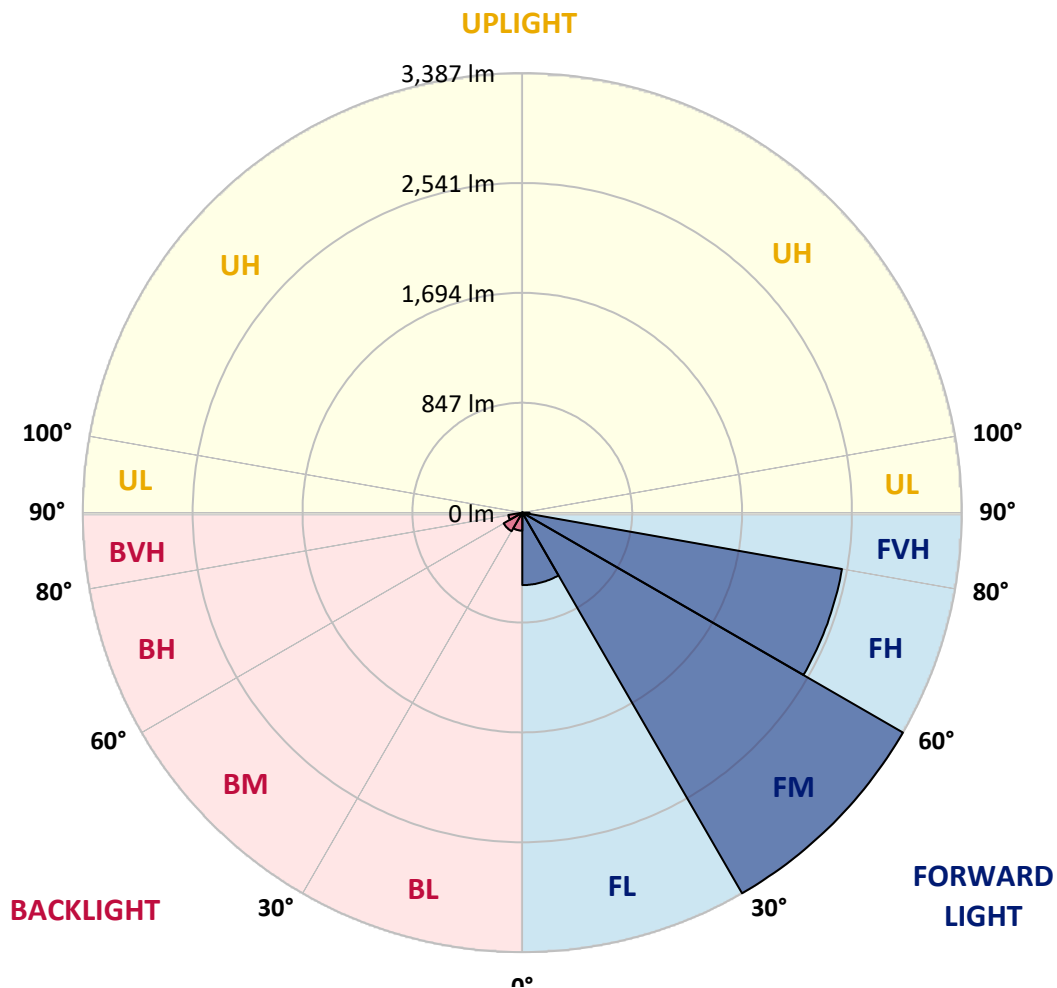
CATALOG NUMBER: GWC-SA2A-760-U-T2-HSS

**LUMINAIRE CLASSIFICATION SYSTEM LUMEN TABLE AND BUG RATING:**

Zone	Lumens	% Fixture	Zone Rating/Lumen Limit		
			B	U	G
FL (0°-30°)	558.2	8.1			
FM (30°-60°)	3387.4	49.0			
FH (60°-80°)	2501.7	36.2			G2/5000
FVH (80°-90°)	55.7	0.8			G1/100
BL (0°-30°)	138.8	2.0	B1/500		
BM (30°-60°)	165.4	2.4	B0/220		
BH (60°-80°)	109.4	1.6	B0/110		G0/110
BVH (80°-90°)	1.4	0.0			G0/10
UL (90°-100°)	0.0	0.0		U0/0	
UH (100°-180°)	0.0	0.0		U0/0	

**BUG Rating: B1-U0-G2**

Type II Medium





REPORT NUMBER: P386450

CATALOG NUMBER: GWC-SA2A-760-U-T2-HSS

**CANDELA DISTRIBUTION (FULL):**

	0°	5°	15°	25°	35°	45°	55°	65°	66°	75°	85°
0°	787.3	787.3	787.3	787.3	787.3	787.3	787.3	787.3	787.3	787.3	787.3
2.5°	926.6	922.7	921.0	913.8	901.3	891.8	873.4	852.0	848.1	827.4	802.1
5°	1046.9	1043.6	1041.3	1031.1	1018.3	994.3	960.8	921.0	913.5	874.0	823.4
7.5°	1130.7	1136.6	1136.6	1130.0	1113.9	1095.8	1054.8	1000.5	991.0	930.6	852.0
10°	1179.6	1186.9	1192.4	1198.0	1195.7	1188.5	1149.7	1088.6	1077.1	996.9	885.2
12.5°	1184.2	1191.5	1207.2	1230.6	1253.2	1269.7	1245.3	1186.2	1173.0	1073.8	924.6
15°	1158.6	1166.1	1190.5	1235.8	1290.7	1338.7	1346.5	1294.3	1280.8	1165.5	973.9
17.5°	1113.9	1118.8	1153.7	1216.4	1302.5	1390.6	1438.2	1410.3	1397.8	1270.3	1028.8
20°	1080.7	1084.3	1114.9	1182.3	1295.3	1423.1	1525.0	1533.5	1520.4	1382.7	1088.3
22.5°	1137.6	1144.1	1145.1	1177.0	1275.6	1439.2	1601.2	1654.8	1644.9	1502.0	1146.8
25°	1293.0	1300.5	1275.6	1255.9	1292.3	1446.4	1666.6	1779.0	1771.1	1630.4	1205.6
27.5°	1498.3	1506.2	1474.0	1415.2	1380.1	1473.7	1724.7	1905.1	1904.8	1766.5	1269.0
30°	1700.1	1708.0	1675.1	1616.3	1535.5	1550.9	1775.0	2037.2	2039.2	1906.8	1336.4
32.5°	1911.7	1921.6	1887.7	1812.1	1727.7	1684.3	1845.7	2170.0	2181.1	2069.4	1412.3
35°	2152.2	2153.5	2105.9	2026.7	1929.5	1862.8	1959.0	2318.8	2345.4	2270.9	1508.5
37.5°	2388.2	2397.7	2358.6	2233.7	2144.3	2068.8	2127.6	2504.8	2542.6	2517.0	1634.4
40°	2563.0	2583.0	2577.4	2442.7	2357.9	2304.0	2336.9	2725.9	2773.9	2803.5	1793.1
42.5°	2672.7	2687.8	2713.5	2632.3	2555.4	2564.3	2584.0	2983.6	3042.7	3130.1	1975.5
45°	2798.6	2805.8	2827.1	2791.3	2739.4	2828.8	2846.2	3273.7	3335.8	3481.4	2177.9
47.5°	2952.3	2969.4	2975.3	2942.5	2918.8	3062.7	3098.9	3537.6	3624.6	3857.6	2392.1
50°	3148.2	3152.8	3163.0	3141.6	3117.9	3263.8	3325.6	3814.5	3893.7	4235.1	2603.4
52.5°	3339.7	3356.2	3391.7	3378.2	3368.7	3435.0	3527.7	4064.3	4152.7	4549.9	2814.3
55°	3394.9	3409.1	3531.6	3615.4	3693.0	3646.0	3720.9	4288.0	4383.7	4831.2	3017.4
57.5°	3174.5	3203.1	3415.3	3633.5	3955.2	3973.9	3986.4	4517.7	4603.5	5046.7	3228.7
60°	2617.2	2622.8	2971.1	3345.3	3911.8	4260.1	4374.1	4764.5	4836.4	5247.5	3481.7
62.5°	1664.6	1721.5	2103.6	2632.0	3453.1	4218.7	4843.0	5137.8	5164.0	5488.4	3844.4
65°	792.9	829.7	1105.0	1626.2	2501.2	3688.7	5166.7	5813.0	5824.8	5965.8	4329.1
67.5°	439.0	456.7	587.8	875.4	1462.2	2608.6	5035.9	6612.8	6624.0	6453.4	4754.3
69°	343.4	358.5	461.7	659.8	991.3	1874.9	4557.2	6847.1	6880.2	6593.1	4769.4
70°	291.5	306.2	397.6	557.3	797.1	1448.7	4056.4	6788.9	6824.1	6579.9	4656.7
72.5°	178.4	187.0	264.8	392.3	534.3	728.8	2501.5	5741.4	5800.8	6035.8	4002.2
75°	120.3	124.9	165.6	270.8	382.1	375.2	1299.6	4046.9	4175.7	4695.2	2956.0
77.5°	86.1	90.4	111.1	175.1	267.8	247.8	588.5	2515.0	2542.6	2816.0	1612.0
80°	49.0	52.9	78.5	104.2	181.7	165.3	234.0	1201.3	1215.1	1207.6	538.2
82.5°	25.6	28.9	43.0	68.7	116.6	108.1	97.3	402.2	404.2	336.1	118.0
85°	4.9	5.9	21.4	47.0	60.1	47.0	39.8	94.3	96.3	85.1	29.2
87.5°	0.0	0.3	8.5	10.5	11.8	12.2	12.8	18.4	19.7	26.6	7.9
90°	0.0	0.0	0.0	0.0	0.0	0.0	0.0	0.0	0.0	0.0	0.0



REPORT NUMBER: P386450  
 CATALOG NUMBER: GWC-SA2A-760-U-T2-HSS

**CANDELA DISTRIBUTION (continued):**

	90°	95°	105°	115°	125°	135°	145°	155°	165°	175°	180°
0°	787.3	787.3	787.3	787.3	787.3	787.3	787.3	787.3	787.3	787.3	787.3
2.5°	790.9	779.1	756.4	730.1	709.7	689.7	673.9	657.5	651.6	648.6	648.3
5°	798.8	773.8	725.8	676.6	636.1	598.0	570.8	544.8	532.6	527.1	524.8
7.5°	811.9	771.8	694.6	619.4	561.2	513.6	475.8	447.5	433.4	427.5	425.2
10°	827.4	769.2	658.2	558.9	484.7	435.4	397.9	370.0	354.5	348.0	344.7
12.5°	845.5	764.6	616.1	497.8	419.3	370.0	324.6	290.1	272.4	264.8	261.2
15°	867.8	760.0	572.1	440.3	361.8	301.6	252.0	228.7	225.1	223.8	224.1
17.5°	889.8	752.8	524.1	383.5	301.3	235.6	210.3	209.0	209.6	209.6	209.6
20°	909.5	736.4	471.8	334.8	243.8	198.8	193.5	191.2	189.6	188.3	186.6
22.5°	925.0	714.3	421.6	286.5	199.1	182.0	173.8	166.6	160.7	156.7	154.8
25°	935.5	685.1	375.6	240.2	179.1	165.6	150.8	138.7	129.5	123.9	121.6
27.5°	943.4	653.6	334.5	201.1	165.3	146.5	127.2	112.7	103.2	98.2	96.3
30°	949.0	617.7	298.4	176.8	149.8	126.5	105.8	91.7	84.8	82.1	80.8
32.5°	954.2	578.0	264.2	165.3	135.4	108.1	88.7	77.9	73.6	70.3	69.3
35°	967.4	541.2	231.7	153.1	120.6	92.3	76.2	68.3	64.1	62.1	61.4
37.5°	998.6	513.9	200.4	140.6	105.8	79.8	66.7	61.1	57.2	55.2	54.5
40°	1048.8	500.1	174.2	127.2	91.3	70.3	60.5	55.2	50.9	48.0	47.3
42.5°	1122.8	502.1	155.7	113.7	79.8	62.8	54.5	48.3	43.7	41.1	40.4
45°	1212.5	516.5	142.9	100.5	70.3	56.8	48.0	41.4	37.1	34.8	34.2
47.5°	1309.7	539.9	132.4	88.7	62.8	51.3	41.4	34.5	30.9	28.9	28.6
50°	1412.3	562.5	121.6	77.2	56.2	45.7	34.8	28.6	25.6	24.0	23.3
52.5°	1516.1	588.8	111.7	66.7	50.6	39.1	28.9	23.3	21.0	19.7	19.1
55°	1627.8	608.5	102.2	58.5	45.0	33.2	24.0	19.4	17.4	15.8	15.4
57.5°	1759.2	639.1	92.3	50.6	38.4	27.6	19.7	15.4	13.8	12.2	11.8
60°	1936.7	674.9	81.8	44.7	31.5	22.7	16.1	12.5	10.5	9.2	8.9
62.5°	2170.6	714.7	68.7	39.1	25.6	18.4	12.8	9.9	7.6	5.9	5.9
65°	2467.3	779.4	56.2	32.9	21.0	15.1	9.9	7.2	4.3	2.6	2.6
67.5°	2640.5	790.6	45.3	26.9	17.1	12.8	8.2	4.9	1.3	0.3	0.0
69°	2585.0	725.8	38.4	23.0	14.8	12.2	7.6	3.6	0.7	0.0	0.0
70°	2480.5	663.7	33.8	20.4	13.5	11.5	7.2	2.6	0.7	0.0	0.0
72.5°	2049.7	472.5	25.6	15.1	9.9	10.2	6.6	1.6	0.7	0.0	0.0
75°	1493.1	287.2	18.4	10.5	6.2	7.6	4.6	0.7	0.3	0.0	0.0
77.5°	830.7	135.4	11.5	5.9	3.9	4.6	2.3	0.0	0.0	0.0	0.0
80°	269.8	36.8	5.3	3.3	2.3	2.6	1.0	0.0	0.0	0.0	0.0
82.5°	49.9	10.5	3.0	1.6	0.7	0.7	0.0	0.0	0.0	0.0	0.0
85°	10.8	4.3	1.6	0.7	0.0	0.0	0.0	0.0	0.0	0.0	0.0
87.5°	3.6	1.3	0.3	0.0	0.0	0.0	0.0	0.0	0.0	0.0	0.0
90°	0.0	0.0	0.0	0.0	0.0	0.0	0.0	0.0	0.0	0.0	0.0



Signify Classified - Internal  
Cooper Lighting Solutions Photometric Lab  
1121 Highway 74 South  
Peachtree City, GA 30269

Scaled Data Report



Report Generated By 670245982

Signify Classified - Internal  
Cooper Lighting Solutions Photometric Lab  
1121 Highway 74 South  
Peachtree City, GA 30269

Scaled Data Report



Signify Classified - Internal  
Cooper Lighting Solutions Photometric Lab  
1121 Highway 74 South  
Peachtree City, GA 30269

Scaled Data Report



Signify Classified - Internal  
Cooper Lighting Solutions Photometric Lab  
1121 Highway 74 South  
Peachtree City, GA 30269

Scaled Data Report



Signify Classified - Internal  
Cooper Lighting Solutions Photometric Lab  
1121 Highway 74 South  
Peachtree City, GA 30269

Scaled Data Report



--- HS — SS

Signify Classified - Internal  
Cooper Lighting Solutions Photometric Lab  
1121 Highway 74 South  
Peachtree City, GA 30269

Scaled Data Report



u

Signify Classified - Internal  
Cooper Lighting Solutions Photometric Lab  
1121 Highway 74 South  
Peachtree City, GA 30269

Scaled Data Report



Signify Classified - Internal  
Cooper Lighting Solutions Photometric Lab  
1121 Highway 74 South  
Peachtree City, GA 30269

Scaled Data Report



(END OF REPORT)